

Albania

Our Q1-Q2 2017 results are in for Albania and we have called Vodafone as the winner of the Speedtest Award for fastest mobile network speeds.

Vodafone Q1-Q2 Performance

Ookla compared user-initiated tests taken on the Speedtest iOS and Android mobile apps from all the major mobile carriers in Albania over the award period to determine who was the fastest. Based on our data from Q1-Q2 2017, Vodafone achieved a Speed Score of 26.84 providing faster average speeds to their users than the other major providers in Albania with an average download speed of 29.85 Mbps over modern devices.

Speed Score

CARRIER NAME	DOWNLOAD TRIMEAN	UPLOAD TRIMEAN	SPEED SCORE
VODAFONE	28.61	10.93	26.84
EAGLE MOBILE	17.04	10.63	16.40
TELEKOM ALBANIA	14.46	4.17	13.44

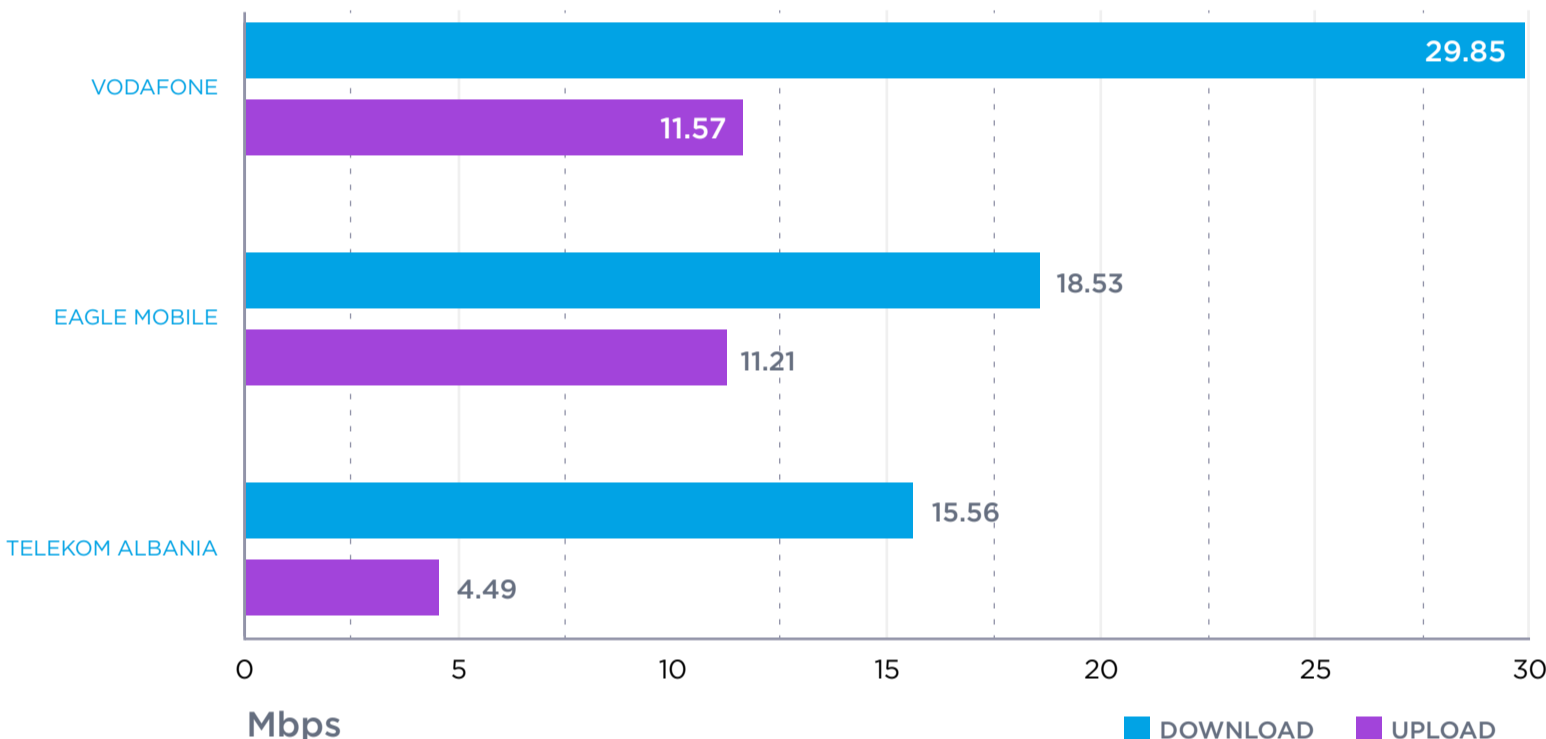
How Speed Score Works

The Speedtest Awards for top providers in speed are determined using a Speed Score that incorporates a measure of each provider's download and upload speed to rank network speed performance (90% of the final Speed Score is attributed to download speed and the remaining 10% to upload speed). The Speed Score uses a modified trimean to demonstrate the download and upload speeds that are available across a provider's network. We take speeds from the 10th percentile, 50th percentile (also known as the median), and 90th percentile, and combine them in a weighted average using a 1:2:1 ratio, respectively. We place the most emphasis on the download speeds and median speeds as those represent what most network providers' customers will experience on a day-to-day basis.

Carrier Name	10 th Percentile	50 th Percentile	90 th Percentile	Download Trimean	10 th Percentile	50 th Percentile	90 th Percentile	Upload Trimean
Vodafone	3.87	22.50	65.57	28.61	0.77	6.26	30.43	10.93
Eagle Mobile	1.53	10.65	47.80	17.04	0.65	2.15	30.38	10.63
Telekom Albania	0.19	9.41	36.37	14.46	0.13	5.75	12.26	4.17

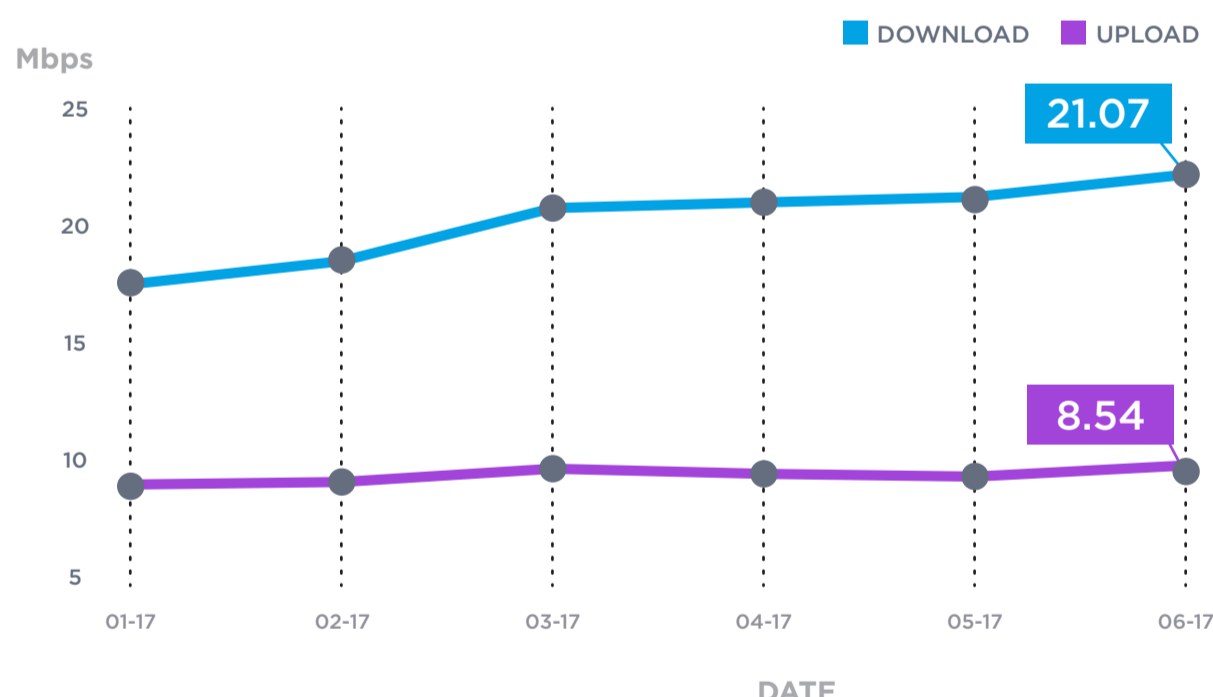
Albania's Fastest Mobile Network

(Average speeds for LTE capable devices)



Albania's Mobile Internet Speeds

(Average speeds for all mobile results)



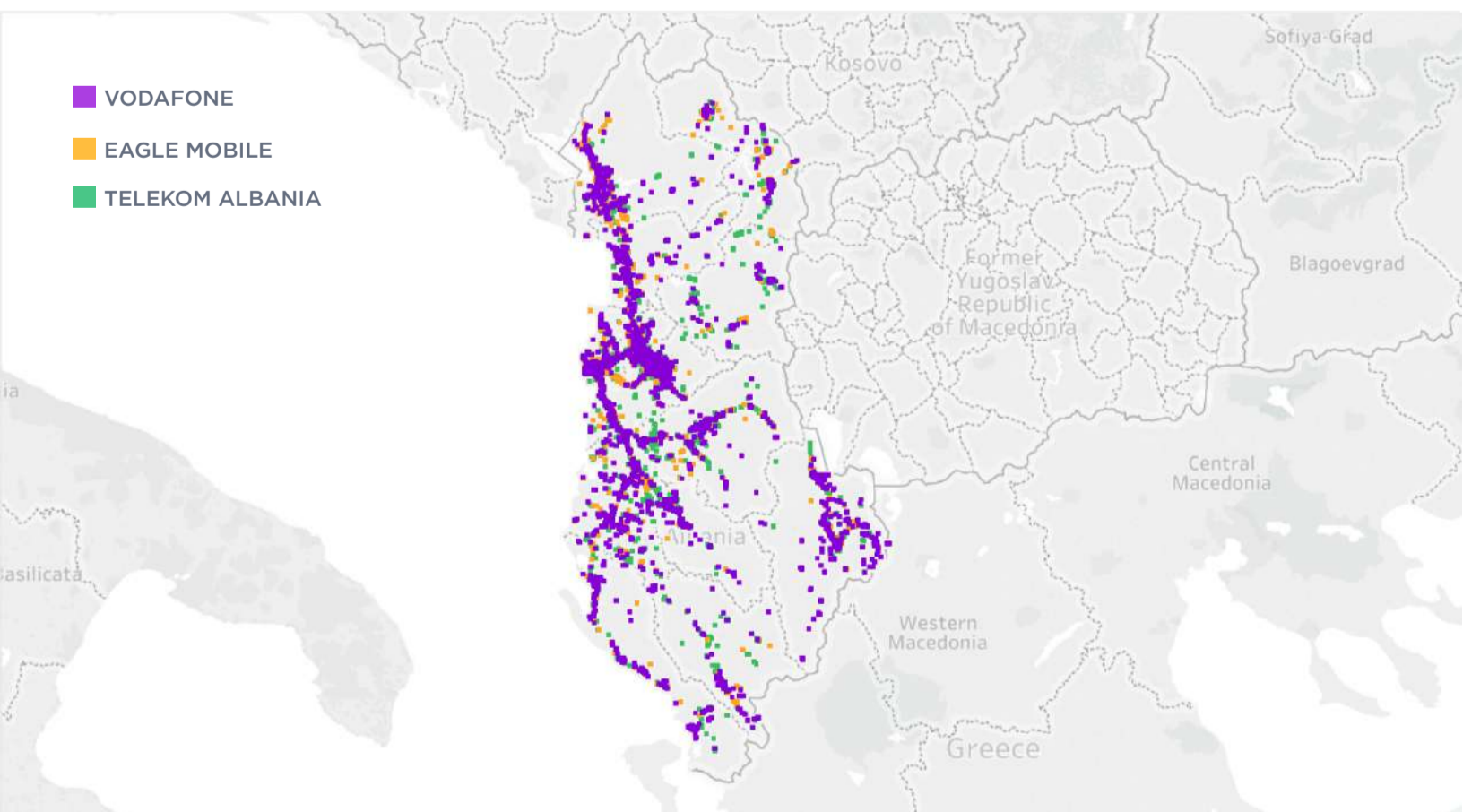
Country Stats

TEST COUNT: 71,033
SAMPLE COUNT: 44,138
DEVICE COUNT: 17,223

Mobile Tests Taken Q1-Q2 2017

(Average speeds for LTE capable devices)

CARRIER NAME	DOWNLOAD MBPS	UPLOAD MBPS	LATENCY MS	TEST COUNT	SAMPLE COUNT
VODAFONE	29.85	11.57	33	17,676	11,753
EAGLE MOBILE	18.53	11.21	35	10,419	6,517
TELEKOM ALBANIA	15.56	4.49	35	8,776	5,671



Methodology

To determine Speedtest Awards winners for mobile networks, we use results from "modern devices" to aid in the analysis of a mobile user's average speeds. "Modern Devices" results include all mobile tests, regardless of connection technology used, as long as they were taken on devices that are identified as being capable of achieving the fastest speeds available in a country. Each top carrier accounts for at least 3% of the sample size in the geographic area.